







## Welch Allyn 1500 Patient Monitor Competency Test

1. To turn the monitor off, do the following:



- a. Press the **On/Off**  button for approximately 4 seconds.
- b. Press and hold the **Home**  button.
- c. Press and release the **On/Off**  button.
- d. b and c

2. On the Welch Allyn 1500 Patient Monitor, which buttons do you press to change patient mode (adult, pediatric, neonatal)?

- a. Press the Setup button , turn knob to scroll to Patient Mode, then press knob and highlight Adult, Pediatric, or Neonate, then highlight and press OK.
- b. Press the Setup button , turn the knob to arrhythmia setting, then choose patient mode.
- c. Press  multiple times to highlight proper patient mode and then press knob.
- d. None of the above.

3. True or False? The Welch Allyn 1500 Patient Monitor will record a 12-lead resting ECG.

4. How do you silence an alarm at the bedside monitor?



- a. Turn off the monitor
- b. Press the  button.
- c. Press the  button.
- d. a and b

5. The length of the alarm silence time can be programmed for all of the following except?

- a. 1 minute
- b. 2 minutes
- c. 1 minute 30 seconds
- d. 3 minutes

6. True or False? You can resume an alarm after you have silenced it without having to wait for the selected alarm silence time.

7. To set up an automatic NIBP you would:

- a. Press the  button, Select the interval between 3 minutes and 60 minutes, and confirm your selection with **OK**.
  - b. Press and hold the  button and then choose the proper interval.
  - c. The device does not perform automatic NIBP measurements.
  - d. Use the trim knob to highlight the NIBP frame, select the alarm settings option, and then choose the proper automatic interval.
8. True or False? If the etCO<sub>2</sub> measurement field is not displayed it means that it is not enabled in the parameter settings.
9. Which of the following items are true concerning the SpO<sub>2</sub> measurement?
- a. Only use sensors recommended by Welch Allyn for SpO<sub>2</sub> measurement with the monitor.
  - b. Change the sensor's position at least every four hours.
  - c. Pulse oximetry enables continuous noninvasive monitoring of the functional oxygen saturation of the arterial hemoglobin and the peripheral pulse rate.
  - d. All of the above.
10. Which of the following are not true concerning the IBP Zero Set?
- a. Zero Set must be carried out before every application.
  - b. To prevent incorrect measurement readings due to the sensor's physical null drift, calibrate the sensor every 24 hours.
  - c. When applying the kit to the patient, make sure that absolutely no air penetrates the system.
  - d. P2 can determine the HR/PR source.
11. True or False? (if applicable) The Acuity® Central Station provides central patient monitoring for monitoring devices connected to the network. The Welch Allyn 1500 Monitor communicates through a hardwired and wireless Acuity connection.
12. The monitor can be cleaned using the following:
- a. 70% solution isopropyl alcohol.
  - b. Neutral mild detergent solution
  - c. All products designed for cleaning plastic
  - d. All of the above

# Welch Allyn 1500 Patient Monitor Competency Test

## Answer Sheet

Name: \_\_\_\_\_

Unit: \_\_\_\_\_

Date: \_\_\_\_\_

1. \_\_\_\_\_

2. \_\_\_\_\_

3. \_\_\_\_\_

4. \_\_\_\_\_

5. \_\_\_\_\_

6. \_\_\_\_\_

7. \_\_\_\_\_

8. \_\_\_\_\_

9. \_\_\_\_\_

10. \_\_\_\_\_

11. \_\_\_\_\_

12. \_\_\_\_\_

## 1500 Patient Monitor Competency Test

### Answer Key

1. a
2. a
3. True
4. c
5. d
6. True
7. a
8. True
9. d
10. d
11. False
12. d