



OPTOMETRY STUDENT INSTRUMENTS

welchallyn.com/diagnosis101

WelchAllyn®

Advancing Frontline Care™



INTRODUCTION	
Why Welch Allyn?	3
OPHTHALMOSCOPES	
3.5 V PanOptic™ Ophthalmoscope	4
Axial PointSource™ Optics	5
3.5 V Coaxial-Plus Ophthalmoscope	6
Coaxial Vision System	7
RETINOSCOPE	
3.5 V Elite™ Retinoscope	8
DIAGNOSTIC SETS	
PocketScope™ Set/CompacSet™	9
3.5 V Diagnostic Set Components	10
3.5 V Diagnostic Sets	11
POWER HANDLES	
3.5 V Lithium Ion Power Handle	12
3.5 V Convertible Power Handle	13
BINOCULAR INDIRECT OPHTHALMOSCOPES	
Welch Allyn BIO	14
Accessories	15
ANEROIDS	
Tycos® DS58 Classic Hand Aneroid Sphygmomanometer	16
Welch Allyn DS66 Trigger Hand Aneroid Sphygmomanometer	17
DS45 Integrated Aneroid—Silver Series	17
STETHOSCOPES	
Harvey™ DLX Cardiology Stethoscope	18
Harvey™ Elite® Cardiology Stethoscope	18
Professional Stethoscope	19
Lightweight Stethoscope	19

Why Welch Allyn?

The instruments presented here will be critical to your success in your clinical practice. These easy-to-use, technologically superior products will be as essential to you as a hammer is to a carpenter, and will be something that you use every day in working with your patients.

With nearly 100 years of experience designing and manufacturing innovative medical diagnostic instruments—and with the latest advances in eye care technology on the market today—Welch Allyn is the right choice. From our beginnings in 1915 with the invention of the world's first hand-held direct illuminating ophthalmoscope to our latest innovations like the PanOptic™ Ophthalmoscope and the SureSight™ Autorefractor, Welch Allyn has long been a leader in ophthalmic instruments.

The majority of physicians and eye care professionals in the United States own Welch Allyn instruments—and count on them daily to help diagnose and treat their patients. Shouldn't you?

We'll be there—student guarantee

Our diagnostic instruments are rugged, durable, and dependable. We are so confident of the quality of our products, that no matter what you buy—whether it's a stethoscope, ophthalmoscope, retinoscope, or even the lamp inside—we give you an unconditional guarantee while you're a student or resident. (The only thing we do not cover is loss or theft.)

If you drop it and it breaks, we'll repair or replace it. That's our guarantee, plain and simple.

So choose Welch Allyn. We'll be there for you.

To learn more about our products go to www.welchallyn.com



Warranty Information

Diagnostic Sets

When you have completed your optometric education and residency, Welch Allyn will continue to repair or replace, free of charge, for the expected life of the product, any parts of our manufacture in your 3.5 V Diagnostic Set or Binocular Indirect Ophthalmoscope that prove to be defective for reasons other than misuse, neglect, damage during shipment, or normal wear and tear.

Tycos® Classic DS58 Sphygmomanometers

Tycos Classics feature a lifetime calibration warranty.

Trigger Hand Aneroid DS66

The Trigger Hand Aneroid carries a 15-year calibration warranty.

Welch Allyn Cardiology Stethoscopes

The Elite® and Harvey™ DLX stethoscopes carry a 10-year warranty that will be extended at no charge to cover your student and resident years, if necessary.

Professional Stethoscopes

The Professional stethoscopes carry a 5-year warranty that also will be extended to include all your student and resident years.

3.5 V PanOptic™ Ophthalmoscope

What is the ophthalmoscope and what can be seen with it?

The ophthalmoscope is used to view the back of the eye, commonly called the fundus. This is the only place where arteries, veins, and nerves can be seen without surgically entering the patient. A good view of the fundus will not only give an indication as to the health of the eye, but will also tell you a lot about the patient's overall health. The effects of diabetes, hypertension, and neurological problems can be detected and followed with the ophthalmoscope.

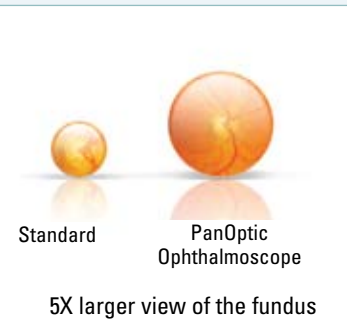


What are the advantages of using the PanOptic Ophthalmoscope?

The PanOptic Ophthalmoscope offers:

- Fast, easy entry into small, undilated pupils
- Superior views of the fundus—a field of view that is 5X larger than you see with standard scopes in an undilated eye
- A staggering 25° field of view versus the 5° field of view of standard scopes
- Greater working distance between practitioner and patient, improving comfort
- A 26% increase in magnification, making it easier to see retinal details

Field of View



Revolutionary new technology for a difference you can see. Developed and patented by Welch Allyn—creator of the world's first hand-held, direct-illuminating ophthalmoscope—the PanOptic™ ophthalmoscope is a breakthrough concept in ophthalmology. Thanks to an innovative, proprietary optical design known as Axial PointSource™ optics, the PanOptic ophthalmoscope will greatly simplify your learning and performing funduscopy exams.



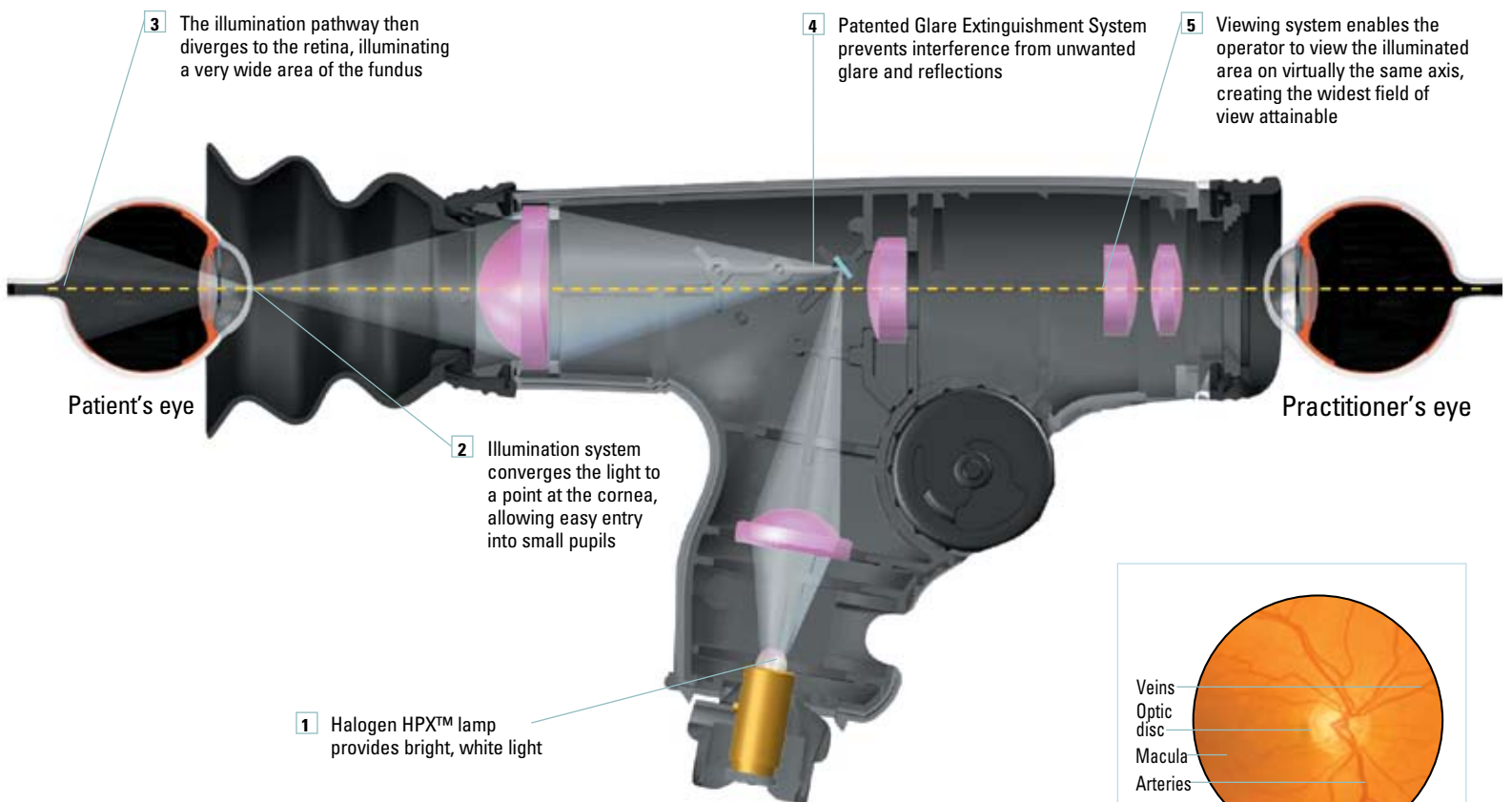
Instrument Head	Lenses	Filters	Optical System
	Dynamic focusing wheel for more precise control	Built-in Glare Extinguishment System Red-free Cobalt blue	Patented Axial PointSource Optics

Axial PointSource™ Optics

What makes the PanOptic™ ophthalmoscope so revolutionary? Quite simply, it's Welch Allyn's Axial PointSource optics. By converging the illumination to a point at the cornea, Axial PointSource optics allows easy entry into even the smallest pupils. It then enables the illumination pathway to diverge to the retina, creating a very wide illuminated area of the fundus.

Simultaneously, the scope's unique viewing system allows the practitioner to see the illuminated area on virtually the same axis, creating the widest field of view attainable in undilated ophthalmoscopy. This means the practitioner is actually viewing the fundus through the mirror that directs illumination into the eye, maximizing the alignment of the viewing axis with the illuminated area.

The bottom line? Welch Allyn's PanOptic ophthalmoscope provides a dramatic difference you can see right away. And that translates into easier, more complete funduscopic exams for you—the first time and every time.



What you will see

The entire optic disc and surrounding vessels should be visible.

You should be realizing 5X the field of view you would see with a standard ophthalmoscope in an undilated eye.

This wide view makes it much easier to see important fundus features.

For more information on the PanOptic ophthalmoscope, visit www.panoptic.welchallyn.com.

3.5 V Coaxial Ophthalmoscope

When Welch Allyn designed the world's first directly illuminated, hand-held ophthalmoscope in 1915, we started a tradition of bringing superior ophthalmic technology to professionals worldwide. Today, we continue to set standards for innovative technology. The popular 3.5 V Coaxial-Plus ophthalmoscope is one of our latest developments. With its combination of patented Coaxial-Plus optics, a unique new selection of filters and precise manufacturing techniques, the Coaxial-Plus ophthalmoscope enables easier entry into undilated pupils over flat-mirrored optical systems.

Coaxial-Plus optical system:
Precise lamp filament and optical alignment enable maximum coaxial viewing for enhanced visibility and uniform illumination

Improved lens selection disc:
Offers 68 lenses with smooth, simple movement, and instant readout of actual diopter level

Aperture selection dial:
Offers six standard apertures

Opacity setting:
Provides bright Halogen HPX™ light for easy entry into eyes with cataract or other media opacity

Neutral filter:
Provides the ideal amount of Halogen HPX light for entering healthy eyes without unwanted reflex



Coaxial-Plus Ophthalmoscope

3.5 V Coaxial-Plus Ophthalmoscope head shown with Lithium Ion Power Handle

What apertures or “programs” of light are commonly used during a patient exam?

The majority of the time you will use the small aperture. This is the standard aperture for the examination of an undilated eye. The other two apertures you will use most often are the micro-spot and the large.

Small Aperture: Provides easy view of the fundus through an undilated pupil. Always start the examination with this aperture and proceed to micro-spot aperture if pupil is particularly small and/or sensitive to light.

Large Aperture: For dilated pupil examination of the eye.


Micro-Spot Aperture: Allows easy entry into very small, undilated pupils, and light-sensitive eyes.

What is the purpose of the two colored filters?

Red-Free Filter: Excludes red rays from examination field for easy identification of veins, arteries, and nerve fibers.

Cobalt Filter: Used with fluorescein dye to view small lesions, abrasions, and foreign objects on the cornea.

11735 3.5 V Coaxial-Plus Ophthalmoscope (head only)

Instrument Head	Lenses	Filters	Optical System
	68 lenses	Neutral density Opacity setting Red-free Cobalt blue	Coaxial-Plus optics Halogen HPX light* *Lamp replacement Part No. 04900-U

Coaxial Vision System

See a larger field of view

More readily enter even the smallest pupils, regardless of size

The doctor looks through the notch in the mirror directly along the pathway of the light, seeing a larger area of the retina

The exclusive curved-filament lamp and notch in the mirror are the patented enabling features of the coaxial vision system



The Welch Allyn Coaxial Vision System virtually eliminates shadowing, allowing you to see a much larger portion of the fundus when compared to a standard flat-mirror optical system. Our coaxial system brings the lines of vision and illumination closer for easier entry of light into the pupil and a larger field of view. In short, it makes the job of learning ophthalmoscopy easier.

RETINOSCOPES

Superior Illumination for faster and easier refractions

Elite™ Retinoscope

Welch Allyn's newest ophthalmic innovation, the Elite Retinoscope, has an enhanced light output that makes refractions easier than ever by producing one of the brightest, sharpest, and cleanest streaks available. Features such as a convenient external focusing sleeve, sealed optics, and an optional polarizing filter make this one of the most user-friendly and innovative retinoscopes offered.

What is a retinoscope and how does it work?

A retinoscope is an instrument used to objectively determine the refractive power of the eye. It works by allowing the examiner to project a beam of light into the eye and then observe the light as it is reflected back out of the eye. The emerging light will change as it passes through the optical components of the eye, and by judging how much it changes, the examiner can determine the refractive power of the eye.

What types of retinoscopy are there?

There are basically two types of retinoscopy: static retinoscopy and dynamic retinoscopy. Static retinoscopy is used for routine refractions with the patient viewing a distant target. Dynamic retinoscopy is performed when the patient focuses on a near target and is helpful in determining the accommodative ability of eyes with decreased vision and in checking for residual accommodation after administering a cycloplegic drug.



Spot/Streak Interchangeability

For those preferring a spot retinoscope, the Welch Allyn streak retinoscope converts to a spot retinoscope by simply replacing the streak lamp with a spot lamp.



Fixation Cards

Set of four fixation cards quickly and easily attach to magnetic logo on instrument head for dynamic retinoscopy.

Superior Streak Quality:

Enables easier and quicker refractions—even in patients with small pupils

Crossed Linear Polarizing Filter:

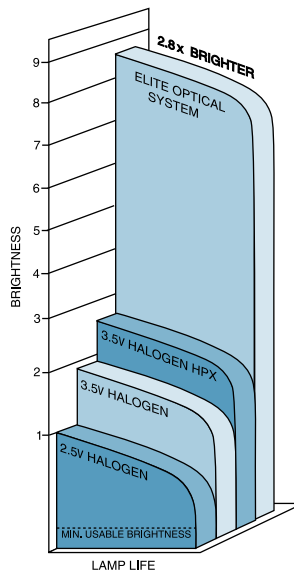
Eliminates bothersome glare from trial lenses, helping you perform a more precise exam at the flick of a switch

External Focusing Sleeve:

The continuously rotating external focusing sleeve improves comfort and maneuverability no matter what size your hand is or how you prefer to manipulate the sleeve

Dust-Free Design:

Completely sealed optics keep the lenses cleaner for more effective examinations over a longer period of time



BRIGHTNESS VS. OUR STANDARD RETINOSCOPE

Elite Optical System:

The Elite Optical System provides 2.8X the brightness to the user and superior streak quality versus our standard retinoscopes.



Elite™ Retinoscope
with 719 Lithium Ion Handle

18245


18245 Welch Allyn Elite™ Streak Retinoscope

18250 Set of four fixation cards that quickly and easily attach to magnetic logo on instrument head for dynamic retinoscopy

2.5 V Diagnostic Instruments

Lightweight, compact diagnostic instruments offering **quality performance** in a smaller package

Welch Allyn 2.5 V Ophthalmic PocketScope™ ophthalmoscopes are lightweight, compact diagnostic instruments for those who want high performance in a slightly smaller package. Welch Allyn PocketScope ophthalmoscopes use halogen illumination and have many other features found on 3.5 V sets. They are smaller in size but not in utility.



Ophthalmic CompacSet™

This portable ophthalmic instrument is specifically designed to make examining patients easier. The Welch Allyn CompacSet features a retinoscope and an ophthalmoscope built into one compact unit. An optional transilluminator is also available.



- 93400** Ophthalmic CompacSet with AA batteries and case (includes transilluminator)
- 93300** Ophthalmic CompacSet with AA batteries and case



PocketScope Set

- 94830** Ophthalmic PocketScope Set with rechargeable 2.5 V batteries, charging stand and case
- 94820** Ophthalmic PocketScope Set with AA batteries and case



Individual PocketScope

- 12820** PocketScope Ophthalmoscope with AA batteries
- 16220** PocketScope Retinoscope with AA batteries
- 14220** PocketScope Transilluminator with AA batteries

Accessories

- 03900-U** PocketScope Ophthalmoscope lamp
- 03400-U** PocketScope Transilluminator lamp
- 08400-U** PocketScope Retinoscope lamp
- 72600** Rechargeable 2.5 V PocketScope NiCad battery
- 72610** Rechargeable 2.5 V Ophthalmic CompacSet NiCad battery

Ophthalmic Diagnostic Sets

Many busy practitioners find that the best way to carry and store equipment is in a diagnostic set. That's why Welch Allyn offers a variety of customized equipment options to help fit your specific needs. Choose from a wide range of power sources, retinoscopes, ophthalmoscopes and carrying cases.

Why should I consider purchasing a Welch Allyn diagnostic set?

There are many reasons to choose Welch Allyn, but these are key:

- Our ongoing commitment to quality and technological innovation. You'll see it in our Halogen HPX™ lamp, cutting-edge lithium-ion-powered instruments, and state-of-the-art Coaxial Vision System, to name a few.
- Welch Allyn has an extensive distributor network; service is always local and prompt.
- Our warranty is the best in the industry; diagnostic sets are unconditionally guaranteed while you are a student or resident.
- Most students want a set that can expand its capabilities as their needs change. We make a wide variety of accessories that are compatible with our 3.5 V instruments and more innovations are planned for the future.

What is the Finnoff transilluminator used for?

The Finnoff transilluminator is a general fiber-optic examination light used for checking pupil reflex. It also eliminates patient discomfort in transillumination of frontal and maxillary sinuses.



All sets include:

- Rechargeable Power Handle(s) of Choice
- Coaxial-Plus Ophthalmoscope and/or PanOptic™ Ophthalmoscope
- Halogen HPX™ Streak Retinoscope
- Carrying Case
- Fixation Card Set
- Finnoff Transilluminator
- AC Adapter for Lithium Ion Handle
- Ophthalmic Chair Well Adapter for Lithium Ion Handle



18365-US



18365-USP5



18335-SSP5

DIAGNOSTIC SETS

	PanOptic Ophthalmoscope (11820)	Coaxial-Plus Ophthalmoscope (11735)	Streak/Spot Retinoscope w/ fixation cards (18245)	Finnoff Transilluminator (41100)	Lithium Ion Battery (71900)	NiCad Battery Wall Plug or C-Cell (71000-C)	Hard Case (05827)	Hard Case (05829)	Desk Charger (71140)
Smart Sets									
18335-SS									
18335-SSP5									
Smart Universal Sets									
18365-US									
18365-USP5									
Smart Desk Sets									
18365-SDS									
18365-SDP5									

POWER HANDLES

Twice the on-time,
half the weight

3.5 V Lithium Ion Power Handle

What is the new “Smarter” battery technology?

The Lithium Ion Power Handle’s new technology provides twice the on-time with just half the weight. This “Smarter” technology also means no memory effect, often found in NiCad batteries. We also offer a low-battery indicator.

How do I adjust the power handle for maximum comfort?

When you remove the charger module, the Lithium Ion Handle becomes the smallest, full-size 3.5 V handle available. The charger module can also be left attached for enhanced convenience and comfort for larger hands.



How do I recharge the batteries?

The Lithium Ion Power Handle’s AC charging module can be plugged into any 110 V outlet by clicking out the module’s retractable AC prongs and plugging it in.

Welch Allyn’s next-generation power handle features “Smarter” lithium ion battery technology. The Lithium Ion Handle powers any 3.5 V instrument head for 110 minutes—twice as long as a conventional handle. Its rugged CYCOLOY® resin construction and flexible, ergonomic design make the Lithium Ion Handle more comfortable for any sized hand. ETL listed for medical safety standards.



71900 Lithium Ion Power Handle



Recyclable battery.

Please return expended rechargeable batteries to Welch Allyn for recycling.

© CYCOLOY is a registered trademark of General Electric Company

3.5 V Convertible Power Handle



71000-C Convertible Power Handle



Recyclable battery.


Please return expended rechargeable batteries to Welch Allyn for recycling.

Wherever you are,
you can power your
 Welch Allyn 3.5 V convertible handle

Use either rechargeable or C-cell batteries with Welch Allyn's 3.5 V convertible power handle. Even if you've forgotten to recharge your battery or are practicing somewhere without available electricity, remove the NiCad battery and transformer module, insert two C-cell batteries and converter ring (included), and continue your diagnostic exams.

When would the convertible handle most likely be used?

The convertible handle is a lifesaver if you are on call or taking an exam and have forgotten to recharge the battery. Also, the convertible handle is very useful when you are working overseas or in areas where it is difficult to find electricity



How does this handle work with either rechargeable or C-cell batteries?

Simply remove the rechargeable battery and transformer, and replace with two C-cell batteries and the converter.



How do I recharge nickel cadmium batteries?

Our convenient built-in charger allows you to plug into any conventional 110 V wall outlet for overnight recharging.

Binocular Indirect Ophthalmoscope

The Welch Allyn Binocular Indirect Ophthalmoscope offers state-of-the-art, convenient features along with light weight, comfortable fit and increased stability. In short, the Welch Allyn BIO is everything you need to make practicing indirect ophthalmoscopy easier and more efficient than ever before.

How does a binocular indirect ophthalmoscope (BIO) differ from a direct ophthalmoscope?

A BIO differs from a direct ophthalmoscope in several ways:

- The image obtained with a BIO offers a greater field of view but with less magnification than a direct ophthalmoscope.
- Since both eyes are used with a BIO, a stereoscopic view is obtained.
- The image viewed with a BIO is inverted; the image seen with a direct ophthalmoscope is erect.

How long does it take to become proficient in the use of a BIO?

It varies, depending on the aptitude and attitude of the user, but usually 100 patients need to be examined before the user is proficient.

Small pupil capability:



Convergence control allows illumination and visual pathways to be synchronized for excellent viewing in patients with pupils as small as 2 mm.

Padded headband:



Well-padded leather contact points and "swooped" design provide maximum comfort and viewing stability. Easy to adjust for a secure fit.



Full-time safety filter:
Protects your patients against UV and IR hazards

Mirror tilt control:
Optimally synchronizes illumination and viewing paths

Sealed optics:
Vital optics and mirror assemblies are sealed against dirt and dust for enhanced viewing and durability

IPD control:
Adjusts to handle interpupillary distances of 48 mm to 75 mm—one of the widest ranges available in a BIO

Halogen light source:
Average lamp life 100 hours

Optional diffuser filter:
Broadens the illumination beam for enhanced viewing of the peripheral retina

10-year warranty on instrument and headband

Power Sources



74360

Portable Power Source

- Approximately 60 minutes of on-time
- Can be used while unit is charging
- Rheostat control on power source for easy control of light intensity

Wall/Desk Power Source

- Mounts to any convenient wall or desk surface
- On/Off switch automatically turns power off when BIO is hung up after use
- Rheostat control on power source for easy control of light intensity



74350

- 12500** BIO with cobalt blue filter (optical portion and headband)
- 12500-D** BIO with cobalt blue filter and diffuser filter (optical portion and headband)
- 12500-Y** BIO with yellow filter (optical portion and headband)
- 12500-DY** BIO with diffuser filter and yellow filter (optical portion and headband)
- 74350** Wall/Desk Power Source
- 74360** Portable Power Source

Accessories

Carrying Cases

Maximum protection for BIO and room for all your essential accessories.

- 05120-U** Large Carrying Case
- 05122-U** Small Carrying Case



05120-U



05122-U

- 12550** Teaching Mirror
- 12060** Scleral Depressor
- 50120** Fundus Charts and Pencils
- 73300** 4' Cord Extension
- 12551** Voltage Adapter, 4.5 V



12550

Fundus Charts and Pencils



50120

ANEROIDS

Tycos® DS58 Classic Hand Aneroid Sphygmomanometer

Maintains accurate blood pressure readings with lower lifetime cost

Taking a patient's blood pressure is one of the most frequent diagnostic tasks you'll perform throughout your medical career. More than 50 million Americans suffer from hypertension. Accurate measurement is essential in classifying the precise degree of hypertension and determining the correct treatment. With gear-free DuraShock™ technology, you can count on Welch Allyn gauges to remain in calibration longer than traditional aneroids, providing you with more accurate readings over time. Every gauge is manufactured to the exacting accuracy and quality standards which have made Welch Allyn Tycos one of the leading choices of medical professionals worldwide for more than 90 years.

Why should I invest in a sphygmomanometer when they can be so easily found all around the hospital?

Accurately interpreting the Korotkoff sounds that identify systolic and diastolic blood pressure is as much an art as a science. Owning your own sphygmomanometer will allow you to practice and gain competency in blood pressure measurement. Developing expertise and becoming an advocate for accurate blood pressure measurement will not only allow you to directly provide better care, but it will also allow you to train others and maintain a high level of blood pressure expertise at your facilities in the future.



Welch Allyn DuraShock™ Integrated Aneroid

Welch Allyn's DuraShock Model DS45 offers quality and accuracy in an easily affordable system. It features a traditional thumb screw design, and the gauge clips onto the cuff and bladder. It is also shock resistant to 30 inches, lightweight and is backed by a 10-year calibration warranty.

DS45-11 Welch Allyn Integrated Aneroid with Adaptor

Tycos® DS58 Classic Hand Aneroid

Tycos Classic aneroid instruments incorporate synthetic jewels, gear-free design and a laser-engraved dial face to ensure reliability and accuracy. That is why Welch Allyn can provide you with a lifetime calibration warranty against manufacturing defects and accuracy within one percent of scale (± 3 mmHg).

Gear-free design withstands a 60" drop for more accurate readings over time

Thumbscrew air-release valve provides constant deflation and is positioned for use in either hand



latex free

Laser-engraved dial face is computer-matched and calibrated to the movement inside for accuracy

Lifetime calibration warranty

Jeweled movement to reduce friction, ensuring long life



DS58-11 Tycos DS58 Classic Hand Aneroid with adult cuff in zippered case

DS58-MC Tycos DS58 Classic Hand Aneroid, 4-Cuff Kit

Traditional Cuffs and Bladders

All sphygmomanometers are also available with two-piece cuff and bladder inflation systems. Just add "CB" to the end of the part number (e.g., DS58-11CB)

All cuff and bladder multicuff kits ship with **three** cuffs: child print, adult, and large adult.

Welch Allyn DS66 Trigger Hand Aneroid Sphygmomanometer

An innovative trigger-release design for **easy operation**

The Trigger Hand Aneroid features a modern, ergonomic design to fit perfectly in the right or left hand. Combined with the smooth trigger deflation valve, the aneroid makes taking accurate blood pressure measurements easy and comfortable.

latex free

Gear-free design withstands a 30" drop for more accurate blood pressure readings over time

Trigger deflation valve: Provides smooth and easy control of pressure deflation

Ergonomic design: Fits and functions comfortably in all size hands, right or left

Large, easy-to-read dial face

15-year calibration warranty



Trigger Hand Aneroid, 4-Cuff Kit

With child print, small adult, adult, and large adult inflation systems in a dual-compartment zippered case. Ensures accurate measurements on all size arms (pictured).

5098-30 Trigger Hand Aneroid, 4-Cuff Kit

Note: To order multi-cuff kits with cuff and bladder inflation systems, just add the "CB" to the end of the part number (e.g., 5098-23CB).

All cuff and bladder multicuff kits ship with three cuffs: child print, adult, and large adult.

5098-27 Trigger Hand Aneroid with adult cuff in zippered case (case not shown)

DS45 Integrated Aneroid—Silver Series

This Welch Allyn DuraShock Sphygmomanometer is the first and only gear-free, shock-resistant aneroid with an integrated cuff. It delivers unprecedented durability with prolonged accuracy, making it one of the most important innovations in the field.

Durable one-piece cuff:

- Durable
- Easy to use
- Safe

Lightweight:

Half the weight of a traditional sphygmomanometer

Innovative right- or left-arm cuff design:

Designed to fit the brachial artery of either arm

latex free



Rotatable gauge: Snaps directly into cuff for quick cuff change and rotates 360° for easy viewing

10-year calibration warranty

Meets AAMI shock-resistant standards for enhanced durability

Durable Two-Piece Cuffs

All sphygmomanometers are also available with durable two-piece cuffs. Just add "CB" to the end of the part number (e.g., DS58-11CB)

All cuff and bladder multicuff kits ship with three cuffs: child print, adult and large adult.

DS45-11C DuraShock Sphygmomanometer with durable one-piece adult cuff

Harvey™ Elite® and Harvey™ DLX Cardiology Stethoscopes

What should I look for in a stethoscope?

You want to be sure that the stethoscope fits correctly. If you can't get sound past the eartip to your tympanic membrane, all other features are unimportant. The more custom the fit, the easier the sounds travel to your ear.

As a student, you must consider the versatility of the scope. Remember you will be doing rotations, including pediatrics and cardiology. The Harvey DLX and Elite, for example, adapt easily for pediatrics, and the bell is essential for cardiology.



Harvey Heart Sounds CD

Every Harvey DLX and Elite stethoscope comes with a free copy of **Harvey Heart Sounds Sampler**, an interactive CD for learning heart sounds.

Cardiology Accessory Kit

Both the Harvey DLX and Elite stethoscopes come with a Cardiology Accessory Kit which includes a pediatric diaphragm for auscultation of infants and neonates, and three sets of eartips.

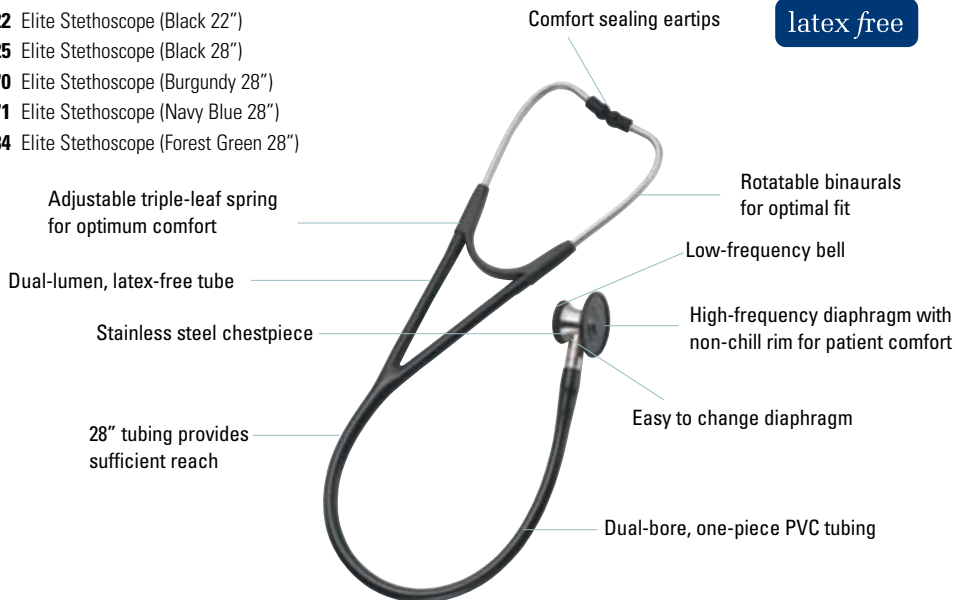
- Pediatric Diaphragm Assembly
- One Pair Medium Soft Eartips
- One Pair Large Hard Eartips
- One Pair Extra Large Hard Eartips

Harvey Elite Cardiology Stethoscope

The Harvey Elite Cardiology Stethoscope, designed by Dr. Proctor Harvey, combines the acoustic excellence of the Harvey DLX with a sleek stainless steel chestpiece and non-chill rims. Includes interchangeable pediatric and adult diaphragms. 10-year warranty.

Elite® Cardiology Stethoscope

- 5079-122** Elite Stethoscope (Black 22")
- 5079-125** Elite Stethoscope (Black 28")
- 5079-270** Elite Stethoscope (Burgundy 28")
- 5079-271** Elite Stethoscope (Navy Blue 28")
- 5079-284** Elite Stethoscope (Forest Green 28")

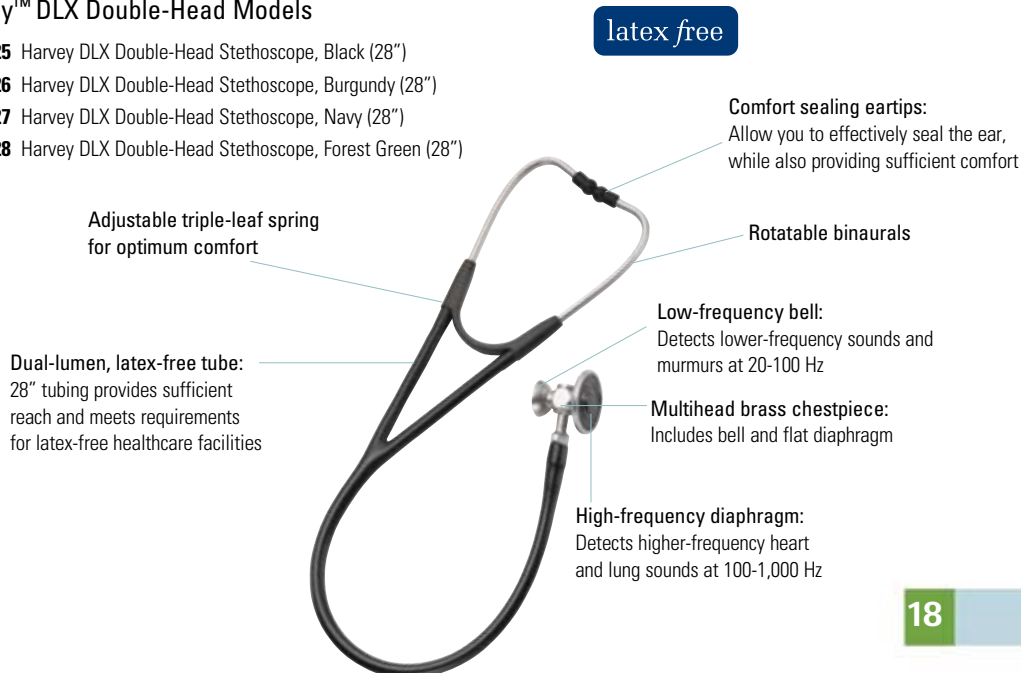


Harvey DLX Cardiology Stethoscope

Harvey DLX cardiology stethoscopes were developed by the preeminent Dr. Proctor Harvey to deliver the critically important high-frequency heart sounds like clicks, murmurs, and ejection sounds. Includes interchangeable pediatric and adult diaphragms. 10-year warranty. Harvey DLX is made of musical instrument brass and designed to accentuate sounds with unparalleled accuracy and crispness.

Harvey™ DLX Double-Head Models

- 5079-325** Harvey DLX Double-Head Stethoscope, Black (28")
- 5079-326** Harvey DLX Double-Head Stethoscope, Burgundy (28")
- 5079-327** Harvey DLX Double-Head Stethoscope, Navy (28")
- 5079-328** Harvey DLX Double-Head Stethoscope, Forest Green (28")



Professional and Lightweight Stethoscopes

Professional Stethoscope

Comfort sealing eartips combined with light weight make the Professional the most comfortable stethoscope manufactured today. From blood pressure measurement to low-frequency murmurs, the Professional enhances your auscultation capabilities.

- 5079-135** Professional Stethoscope (Black 28")
- 5079-137** Professional Stethoscope (Navy 28")
- 5079-139** Professional Stethoscope (Burgundy 28")
- 5079-285** Professional Stethoscope (Forest Green 28")

latex free



What is the advantage of a two-tube stethoscope?

Two-tube stethoscopes, such as the Harvey DLX and Elite, provide an individual sound channel to each ear. This allows you to hear the subtle characteristics of heart sounds and murmurs more distinctly. The heavier tubing also filters out the distracting noise typical of a busy medical environment.

What makes a Welch Allyn stethoscope better than other brands?

Three key elements differentiate Welch Allyn stethoscopes: better performance, higher quality, and more value.

Performance: Welch Allyn Harvey DLX and Elite cardiology stethoscopes are designed by the preeminent Dr. Proctor Harvey—the first and only “Master” of cardiology bestowed by the American College of Cardiology. Dr. Harvey designed these stethoscopes to accentuate the more important high-frequency ejection sounds, systolic clicks, and murmurs.

Harvey DLX and Elite stethoscopes also conform to American Heart Association (AHA) guidelines that indicate a stethoscope should include a diaphragm (for high-frequency sounds) and bell (for low-frequency sounds). Many competitive brands have only a diaphragm. Unlike other brands, Harvey DLX and Elite also have adjustable binaurals, as per AHA guidelines.

Quality: Welch Allyn cardiology stethoscopes are rugged, and are backed with warranties that typically exceed competitive models by two or more years.

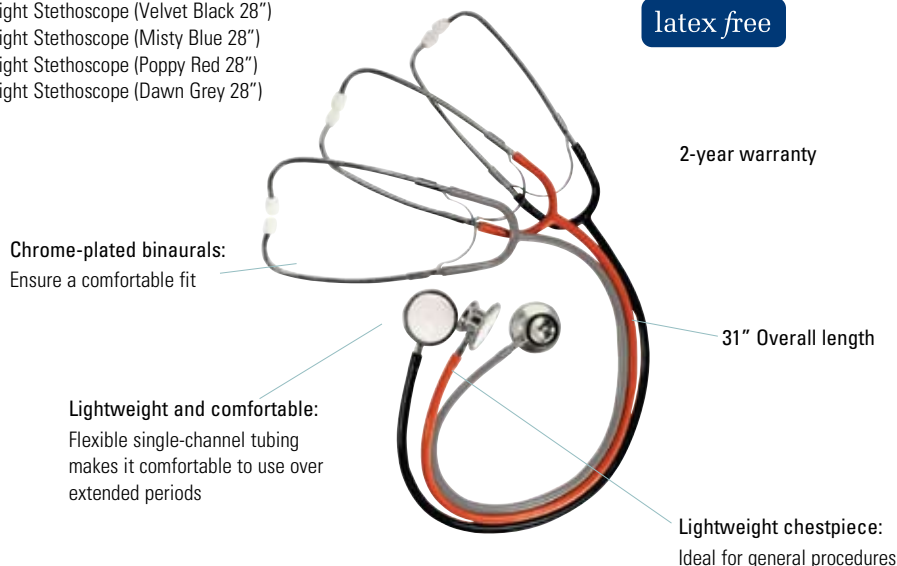
Value: Welch Allyn Harvey and Elite stethoscopes are convertible, including both adult and pediatric diaphragms. It's like getting two stethoscopes for the price of one.

Lightweight Stethoscope

These lightweight, high-quality stethoscopes are perfect for blood pressure measurements and general auscultation. Featuring flexible single-channel tubing, they ensure extreme comfort even when used over extended periods.

- 5079-73** Lightweight Stethoscope (Velvet Black 28")
- 5079-76** Lightweight Stethoscope (Misty Blue 28")
- 5079-74** Lightweight Stethoscope (Poppy Red 28")
- 5079-75** Lightweight Stethoscope (Dawn Grey 28")

latex free



Worldwide Locations

WELCH ALLYN

4341 State Street Road, PO Box 220, Skaneateles Falls, NY 13153-0220 USA
800.535.6663 (in USA) 315.685.4560 fax 315.685.3361

WELCH ALLYN

8500 SW Creekside Place, Beaverton, OR 97008-7107 USA
800.289.2500 (in USA) 503.530.7500 fax 503.526.4919

WELCH ALLYN CANADA

160 Matheson Blvd. East, Unit #2, Mississauga, Ontario L4Z 1V4 Canada
800.561.8797 (in Canada and USA) 905.890.0004 fax 905.890.0008

EUROPEAN CUSTOMER SERVICE

Navan Business Park, Dublin Road, Navan, County Meath Ireland
+353 46 906 7790 fax +353 46 906 7754
UK telephone +44 (0) 207 365 6780 UK fax +44 (0) 207 365 9694

WELCH ALLYN U.K.

Cublington Road, Aston Abbotts, Buckinghamshire HP22 4ND England
+44 (0) 207 365 6780 fax +44 (0) 207 365 9694

WELCH ALLYN GERMANY

Postfach 31, Zollerstrasse 2-4, 72417 Jungingen Germany
+49 (0) 7477 92710 fax +49 (0) 7477 927190

WELCH ALLYN FRANCE

10 Rue Fontaine Rouge 77700 Chessy France
+33 (0) 1 6009 3366 fax +33 (0) 1 6009 6797

WELCH ALLYN IBERIA

General Varela 35, planta 2ª, oficina 10-11, 28020 Madrid Spain
+34 (0) 91 299 03 76 fax +34 (0) 91 425 26 79

WELCH ALLYN SWEDEN

Verkstadsgatan 12, 363 39 Höganäs Sweden
+46 (0) 42 330 220 fax +46 (0) 42 333 210

WELCH ALLYN BENELUX

Staalweg 50, 2612 KK Delft Holland
+31 (0) 15 750 5000 fax +31 (0) 15 750 5050

WELCH ALLYN AUSTRALIA

Unit 5, 38-46 South Street, Rydalmere NSW 2116 Australia
+61 (0) 02 9638 3000 fax +61 (0) 02 9638 3500

WELCH ALLYN CHINA

Unit 1011 Central Plaza, No. 227 HuangPi Bei Rd., Shanghai China 200003
+86 (0) 21 6327 9631 fax +86 (0) 21 6327 9632

WELCH ALLYN JAPAN K.K.

6F Kinseisha Bldg., 3-15 Kanda-nishikicho, Chiyoda-ku Tokyo 101-0054 Japan
+81 (0) 3 3219-0071 fax +81 (0) 3 3219-0074

WELCH ALLYN SINGAPORE

10 Hoe Chiang Road, #19-03/04, Keppel Towers Singapore 089315
+65 6291 0882 fax +65 6291 5780

WELCH ALLYN PTY. LTD, S. AFRICA

394 Surrey Ave., Ferndale, Randburg 2194 South Africa
+27 (0) 11 777 7555 fax +27 (0) 11 777 7556

4341 State Street Road, P.O. Box 220, Skaneateles Falls, NY 13153-0220 USA
(p) 800.535.6663 (f) 315.685.3361 www.welchallyn.com

WelchAllyn

Advancing Frontline Care™